

Catalog	Unit
TBS10370-0.5MG	0.5 mg
TBS10370-1MG	1 mg
TBS10370-5MG	5 mg

Description

Tribioscience in vivo Anti-Human CD137 (TNFRSF9) is a monoclonal antibody designed to enhance immune responses by targeting the CD137 receptor (also known as Tumor Necrosis Factor Receptor Superfamily Member 9, TNFRSF9, or 4-1BB), with applications in cancer immunotherapy, T-cell modulation, and immune system regulation in preclinical research.

Synonyms

Anti-CD137 (TNFRSF9) Antibody, CD137 Agonist (or Antagonist) Antibody, Anti-Human 4-1BB (CD137).

Product Details

Applications:	ELISA, Neutralization
Species reactivity:	Human
Host:	Human
Isotype:	IgG2, lambda
Target:	Tumor necrosis factor receptor superfamily member 9, 4-1BB ligand receptor, CDw137, T-cell antigen 4-1BB homolog, T-cell antigen ILA, CD137, TNFRSF9, CD137, ILA.
Uniprot:	Q07011
Concentration:	3 mg/ml
Purity:	>95%
Formulation:	Liquid
Storage buffer:	0.01M PBS, pH 7.4.
Purification:	Protein A/G purified from cell culture supernatant.
Clonality:	Monoclonal
Storage:	Store -20°C up to 12 months, and -80°C for long term. Avoid repeated freeze-thaw cycles.

Data Image

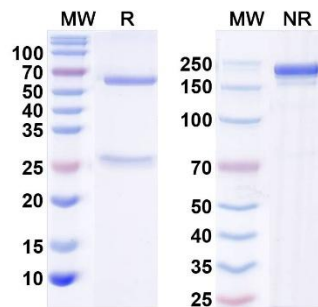


Fig. 1. SDS-PAGE for InVivoMAb Anti-Human CD137/TNFRSF9

MW: Molecular Weight (kDa) Marker.

R: Reducing conditions.

NR: Non-Reducing conditions.

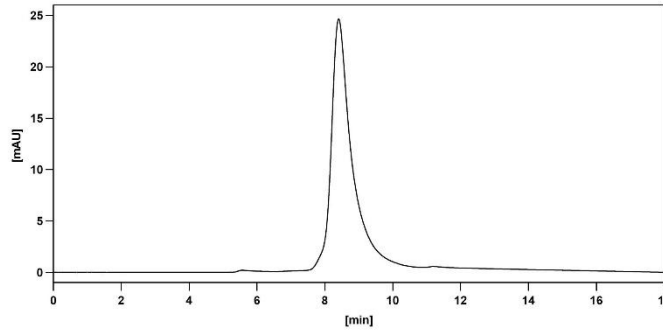


Fig. 2. SEC-HPLC detection for InVivo Anti-Human CD137/TNFRSF9

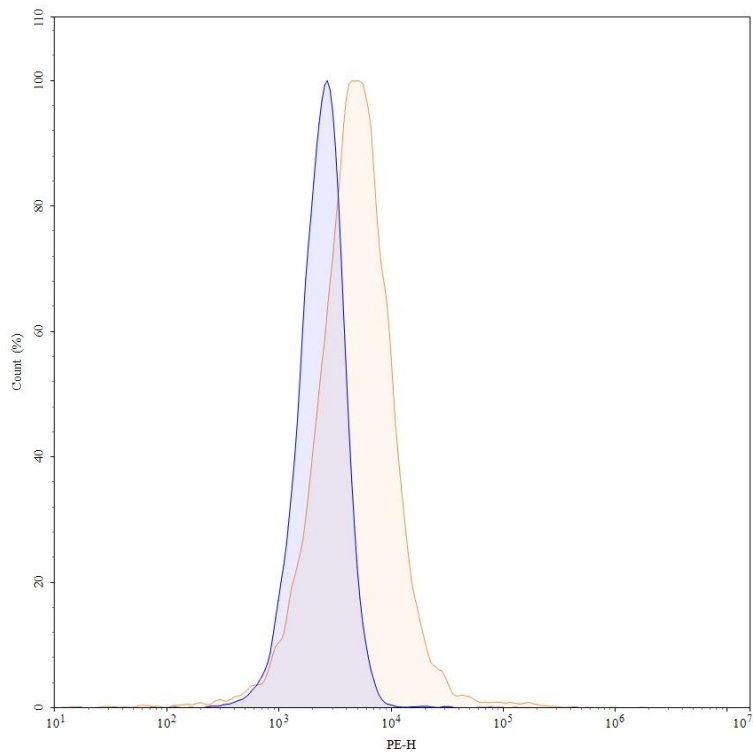


Fig. 3. Flow-cytometry using PE anti-human CD137 antibody.

HDLM-2 cells were stained with an irrelevant antibody (Blue Histogram) or an PE anti-human CD137 monoclonal antibody (Yellow Histogram) at a concentration of 5 µg/ml for 30 mins at RT. After washing, and cells analyzed on a NovoCyte Flow Cytometer.

For research use only.